

Member's Only Discounts! EZ Play Songbooks

August 2012

Michael Buble' - Crazy Love

Regular Price \$10.99

Members Receive a 25% Discount

E-Z Play Today
Volume 92

13 tunes including: *All I Do Is Dream of You* • *All of Me* • *At This Moment* • *Baby (You've Got What It Takes)* • *Cry Me a River* • *Georgia on My Mind* • *Haven't Met You Yet* • *Heartache Tonight* • *Hold On* • *Stardust* • *Whatever It Takes* • *You're Nobody 'til Somebody Loves You*.



Use L.I.F.E. code: LL08

Hal Leonard songbook code: 100288

To order: visit www.musicdispatch.com, or call 1-800-637-2852 Please note, there is a shipping and handling charge.

NEW L.I.F.E. MEMBERS - Use Member #37300 for Member Only Songbook Discounts

September 2012

Movie Love Songs

Regular Price \$7.95

Members Receive a 25% Discount

E-Z Play Today
Volume 73



16 romantic film favorites: *Beauty and the Beast* • *Can You Feel the Love Tonight* • *(Everything I Do) I Do It for You* • *Moon River* • *My Heart Will Go On* • *Somewhere Out There* • *The Way You Look Tonight* • and more.

Use L.I.F.E. code: LL09

Hal Leonard songbook code: 100121




L.I.F.E.

Style

August 2012

Multimedia Historical Presentation

L.I.F.E. member Judd Broyer, a student at **Schmitt Music** (Roseville, MN.) gave an informative multimedia presentation composed of a lecture and a 60 image slide show all coordinated with the original score of the music for the 1958 film, *Bridge On The River Kwai*. The lecture was on the China/Burma/India (C/B/I) WWII theatre of operations and focused on the importance of the River Kwai bridge. The final 15 slides of the presentation were changed by 'Mouse Clicking' while performing on the Lowrey Imperial. In addition, Judd played the Walter Wanderley Trio's rendition of *Summer Samba (So Nice)* and Lowrey Artist Paul Shaub's version of *Bye, Bye Birdie*.



Pictured here is Judd Broyer along with Joanne Keenan, Schmitt Music Department Manager.



Many L.I.F.E. members have expressed a desire to host a fund raising event for the **Homes For Our Troops** organization. Over the next few months we would like to share your results with all members, so please let us know what your group did and be sure to send pictures. Be it a concert in the park, a bake sale, or flea market L.I.F.E. members always show high levels of creativity and energy. And if your L.I.F.E. Chapter is already supporting another organization that is great. We want to share all the wonderful activities in which L.I.F.E. members participate.

See the special announcement below for how to report your Chapter news.

There are three ways to donate:

Online: www.homesforourtroops.org

--Click on Make a Donation

--Online Donation, or

--Mail In Form

Mail: Homes For Our Troops

6 Main Street

Tauton, MA. 02780

*Download the Mail In Form
from the web site noted left.*

Phone: 866.7.TROOPS

866.787.6677

New L.I.F.E. Chapter phone number

Please note that the telephone number for L.I.F.E. Chapters has changed to

630.607.5207

Please use this number to report Chapter activities for inclusion in the monthly email, **L.I.F.E. Chapter Update**. Members may also use this number for L.I.F.E. Chapter inquiries. Please replace the previous Chapter phone number you may have stored in your telephone directories with this new number. The email for L.I.F.E. Chapter communication remains unchanged:

chapterpres@lowrey.com



Please send other L.I.F.E. inquiries to Jacqueline Mavros. Email: jacquelinem@lowrey.com Phone: 708-352-3388 x 230





These are registration suggestions for the Hal Leonard book for August is #92, Michael Bublé - Crazy Love. If you do not have the settings suggested, schedule a "bench session" at your Lowrey dealer for help.

Hold "D" Pedal _____^

<p><i>Haven't Met You Yet</i></p>	<p>Style: Classic Beach – Alter Style @ Tempo 120 +/- . On Keypad press #1 (piano) and touch Genie. Turn OFF Orch Plus. Also, Foxtrot Basic (R.P. #0) will work. With this style, keep the Orch Plus ON. EZ series: Pop, Full Band (or Standards, Guitarist). It's best to make Bank presets for this song.</p> <p>Preset: General Preset #8 or #9. EZ series: Style Setup #0. Transpose up ½ step (C#).</p> <ol style="list-style-type: none"> 1. Do NOT use the Intro, just play these chords: C Fmaj7 Dm Am, G 2. Turn Orch Plus on at the “G” chord over the quarter rest on page 47. 3. Off again on the “Mm,” lyrics in the 1st Ending (but leave it on in 2nd Ending). 4. Turn off style at the 2nd measure on page 50. Bring style back in on the “F” chord, lyrics “... I get, ...” 5. Stop the style right on the last note or press Ending (2).
<p><i>Heartache Tonight</i></p>	<p>Style: Chicago Blues (or 50's Swing Rock) @ Tempo 114. EZ: Pop, Full Band (or Standards, Guitarist).</p> <p>Preset: Rhythm Preset (Style Setup) #0. Add AOC Harmony.</p> <ol style="list-style-type: none"> 1. Play the Intro written out below. 2. Turn OFF the Auto Bass, Genie, Orch Plus, & Lower Keyboard sounds and play the 1st page. 3. Turn ON Auto Bass 1 on page 25 and then turn ON Genie, Orch Plus, & Lower Keyboard sounds on the last line of page 25. Play through the song and press Ending (2) when finished. 
<p><i>Hold On</i></p>	<p>Style: EZ 4/4 (Soft 'N Easy) @ Tempo 67. EZ series: Smooth, Full Band</p> <p>Preset: Rhythm Preset #0. EZ series: Style Setup #0. No Intro, play chords below & then the song:</p>  <p>Go to “Write the Songs” with Drum Variation on page 34 at the lyric “So, hold on to me tight.” Press Stop just after the F7 chord on the next to the last line of the song. Go back to the EZ 4/4 style. Continue at the next chord (Bb) and then slow down at “(Instrumental)”. Press Stop on the last note.</p>
<p><i>Stardust</i></p>	<p>Style: Serenade (turn OFF Orch Plus) @ Tempo 68. EZ series: Standard, Guitarist.</p> <p>Preset: Rhythm Preset #3 then #7. EZ series: Style Setup #2 plus AOC harmony.</p> <ol style="list-style-type: none"> 1. On R.P. #3 (Lower Right on the EZ) play the following as the Intro: G, B, D#, G, B, D#, G. 2. Go to R.P. #7 (Upper on the EZ) and play the song. 3. At the end go to Big Band Category #3 (Clarinet) & repeat from the lyric “Be-side a gar-den wall,” 4. At “Though I dream in vain,” go back to R. P. #7 and play to the end and then press Ending (2).
<p><i>Whatever It Takes</i></p>	<p>Style: Latin Guitar (Guitarist) or Bossa Nova @ Tempo 120. EZ series: Latin, Guitarist.</p> <p>Preset: Rhythm Preset #10 (#4 if Bossa Nova, turn off Upper Harmony).</p> <p>EZ: Style Setup #0 (increase the Drum Volume to 8 or more).</p> <ol style="list-style-type: none"> 1. Play Intro (1) but use an “Am” chord. Go to an “F” chord at the end of the Intro. 2. Play the “Male 1” parts on the Upper and the “Male 2” parts on the Lower Right. 3. At “Both” on page 42, press the Upper Harmony Duet and play on the Upper. 4. Turn OFF the Harmony on the 3rd Ending and end the song on the last note.
<p><i>You're Nobody 'Til Somebody Loves You</i></p>	<p>Style: Duke's Blues @ Tempo 68. EZ series: Start with Standards, Guitarist then Full Band at “The world.”</p> <p>Preset: Rhythm Preset #8, turn OFF Orch Plus. EZ series: Style Setup #0.</p> <ol style="list-style-type: none"> 1. Play the 1st section through the top line of page 45. Then go to R.P. #9 at lyrics “The world.” Optional: Play this section freely using General Preset #8 and no style. 2. At the end, repeat back to “The world” using R. P. #10. 3. Play the 1st two bars of the last line 3 times, then play the last note and press Ending (1). <p>The 2nd time you play these 2 bars play them up a whole step like:</p>